

# Technical proposal for JX-CC2-2300M5900M-20S3 Cavity Combiner

◆ High Performance

◆ High Reliability

## Revision History

Version	Date	Author	Revision description	Comment
V1.0	2024/03/19	Lee	Created	/

## Table of content

Technical proposal for JX-CC2-2300M5900M-20S3 Cavity Combiner .....	1
1. Mechanical layout .....	2
2. Electrical analysis .....	3
2.1 Electrical specification .....	3
2.2 The simulation curve .....	3

## Figures

Figure 1 JX-CC2-2300M5900M-20S3 front panel layout .....	2
Figure 2 The simulation curve of the CH1 .....	3
Figure 3 The simulation curve of the CH2 .....	4

## Tables

Table 1 Mechanical specifications @ JX-CC2-2300M5900M-20S3 .....	2
Table 2 Electrical specifications @ JX-CC2-2300M5900M-20S3 .....	3

**JING XIN MICROWAVE TECHNOLOGY CO.,LTD**

E-mail: [sales@cdjx-mw.com](mailto:sales@cdjx-mw.com) Web: <http://www.cdjx-mw.com>

TEL: +86-28-85026087 FAX: +86-28-65026087 ext.8033 Zip Code:610045

Add: No.65,West 1st Wu Ke Road, Wu Hou District, Cheng Du City, Si Chuan Province, China.

### 1. Mechanical layout

Table 1 Mechanical specifications @ JX-CC2-2300M5900M-20S3

Dimension	L x W x H: 98mm x 47mm x 24mm(Max30.0mm)
Port connectors	SMA-Female
Finish	Silver
Notes	Material shall be RoHS 6/6

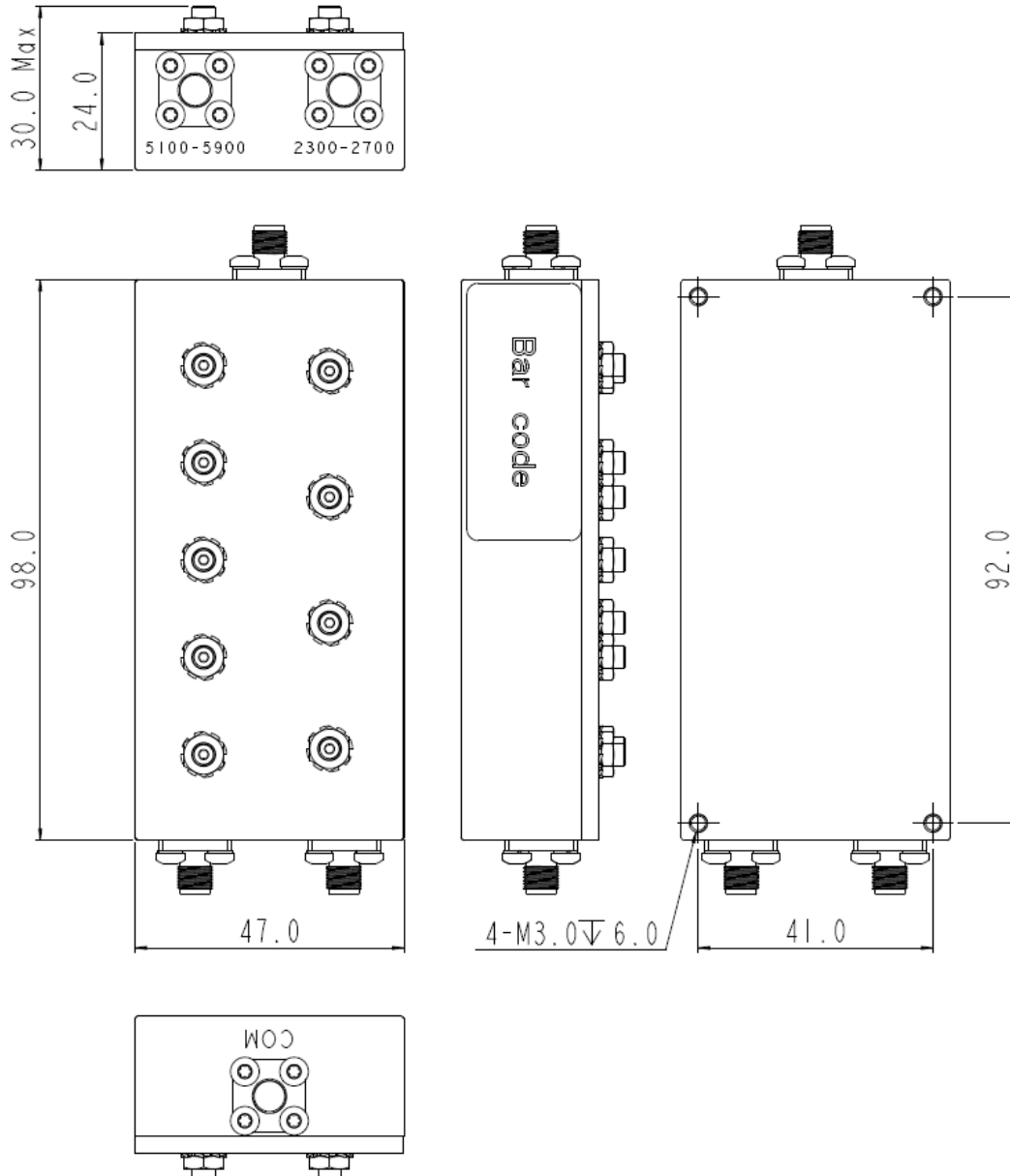


Figure 1 JX-CC2-2300M5900M-20S3 front panel layout

**JING XIN MICROWAVE TECHNOLOGY CO.,LTD**

E-mail: [sales@cdjx-mw.com](mailto:sales@cdjx-mw.com) Web: <http://www.cdjx-mw.com>

TEL: +86-28-85026087 FAX: +86-28-65026087 ext.8033 Zip Code:610045

Add: No.65,West 1st Wu Ke Road, Wu Hou District, Cheng Du City, Si Chuan Province, China.

## 2. Electrical analysis

### 2.1 Electrical specification

Table 2 Electrical specifications @ JX-CC2-2300M5900M-20S3

Item	Parameter	CH1	CH2
1	Frequency range	2300-2700MHz	5100-5900MHz
2	Bandwidth	400MHz	800MHz
3	Insertion loss	≤1.0dB	≤1.0dB
4	Ripple in BW	≤1.5dB	≤1.5dB
5	Return loss	≥15dB	≥15dB
6	Rejection	≥20dB@CH2	≥20dB@CH1
7	Input power	20W CW (per channel)	
8	Operation temperature range	-40 to +85°C	
9	Impedance	50Ω	

### 2.2 The simulation curve

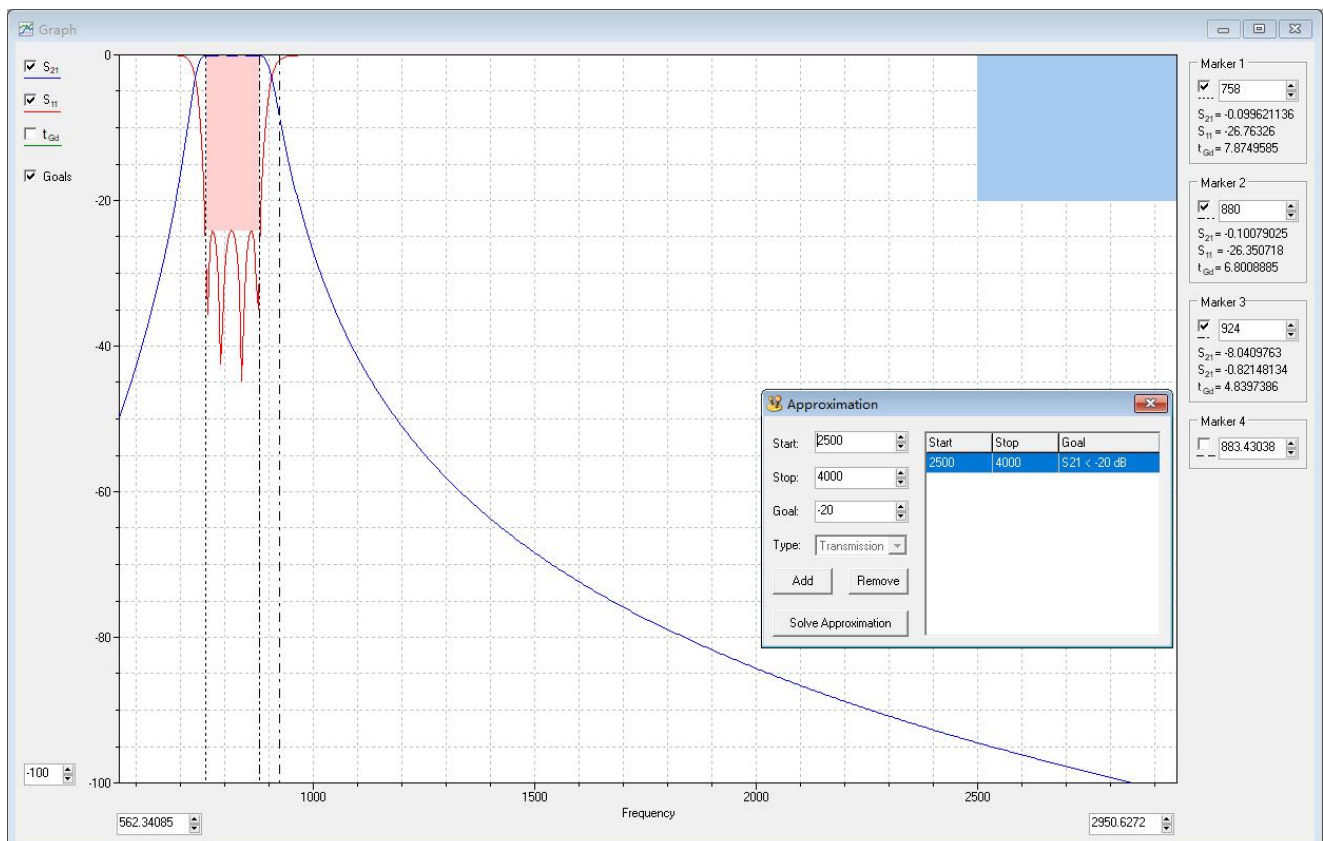


Figure 2 The simulation curve of the CH1

**JING XIN MICROWAVE TECHNOLOGY CO.,LTD**

E-mail: [sales@cdjx-mw.com](mailto:sales@cdjx-mw.com) Web: <http://www.cdjx-mw.com>

TEL: +86-28-85026087 FAX: +86-28-65026087 ext.8033 Zip Code:610045

Add: No.65, West 1st Wu Ke Road, Wu Hou District, Cheng Du City, Si Chuan Province, China.

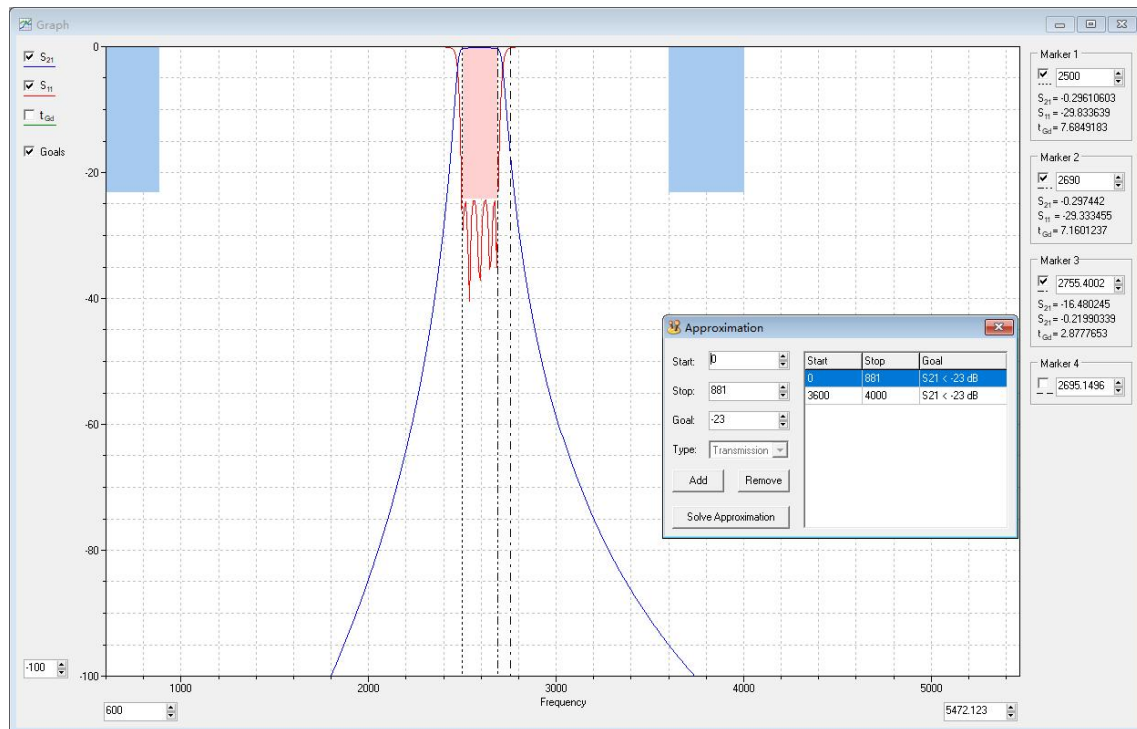


Figure 3 The simulation curve of the CH2

**JING XIN MICROWAVE TECHNOLOGY CO.,LTD**

E-mail: [sales@cdjx-mw.com](mailto:sales@cdjx-mw.com) Web: <http://www.cdjx-mw.com>

TEL: +86-28-85026087 FAX: +86-28-65026087 ext.8033 Zip Code:610045

Add: No.65, West 1st Wu Ke Road, Wu Hou District, Cheng Du City, Si Chuan Province, China.